

INTERNATIONAL RING SIZE CONVERSION CHART

Circumference (mm)	Diameter (mm)	United States & Canada	UK & Australia	Europe	Spain	China	Singapore & Japan	Hong Kong	Switzerland
44,2	14,1	3	F 1/2	44	4	6	4	6	4
44,8	14,3	3	G	45	5		5		5 1/4
45,5	14,5	3 1/2	G 1/2	45	5	7		7,5	
46,1	14,7	3 1/2	H	46	6		6		6 1/2
46,8	14,9	4	H 1/2	47	7	8	7	9	
47,4	15,1	4	I	47	7	9			7 3/4
48	15,3	4 1/2	I 1/2	48	8		8	10	
48,7	15,5	4 1/2	J	48	8				9
49,3	15,7	5	J 1/2	49	9	10	9	11	
50	15,9	5	K	50	10				10
50,6	16,1	5 1/2	K 1/2	50	10	11	10	12	
51,2	16,3	5 1/2	L	51	11				11 3/4
51,9	16,5	6	L 1/2	52	12	12	11	13	12 3/4
52,5	16,7	6	M	52	12	13	12		
53,1	16,9	6 1/2	M 1/2	53	13		13	14,5	14
53,8	17,1	6 1/2	N	53	13	14			
54,4	17,3	7	N 1/2	54	14		14	16	15 1/4
55,1	17,5	7	O	55	15	15			
55,7	17,7	7 1/2	O 1/2	55	15		15	17	16 1/2
56,3	17,9	7 1/2	P	56	16	16			
57	18,1	8	P 1/2	57	17	17	16		17 3/4
57,2	18,2	8	P 1/2	57	17			18	
57,6	18,3	8 1/2	Q	58	18				
58,3	18,5	8 1/2	Q 1/2	58	18	18	17	19	
58,9	18,8	9	R	59	19				19
59,5	19	9	R 1/2	59	19	19	18	20,5	
60,2	19,2	9	S	60	20	20			20 1/4
60,8	19,4	9 1/2	S 1/2	61	21		19	22	
61,4	19,6	9 1/2	T	61	21	21			21 1/2
62,1	19,8	10	T 1/2	62	22		20	23	
62,7	20	10	U	62	22	22	21		
63,4	20,2	10 1/2	U 1/2	63	23		22	24	22 3/4
64	20,4	10 1/2	V	64	24	23			
64,6	20,6	11	V 1/2	64	24		23	25	
65,3	20,8	11	W	65	25	24			25
65,9	2	11 1/2	W 1/2	66	26	25	24	26	
66,6	21,2	11 1/2	X	66	26				
67,2	21,4	12	X 1/2	67	27	26	25	27,75	27 1/2
67,8	21,6	12	Y	67	27				
68,5	21,8	12 1/2	Z	68	28		26		28 3/4
69,1	22	12 1/2	Z 1/2	69	29				
69,7	22,2	13	Z 1/2	70	30		27	30	
70,4	22,4	13	Z+1	71	31				
71	22,6	13 1/2	Z+2	72	32				

RING SIZE GUIDE

For the best results, use a ring with similar width band and style to the one you want to purchase

1. Print out at 100% - make sure you **do not** select the “scale to fit page” or “shrink to page” option.

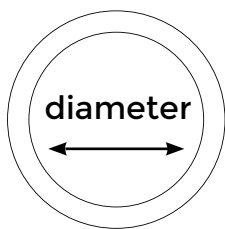
2. Check the print out size: the line below should measure 30 mm.



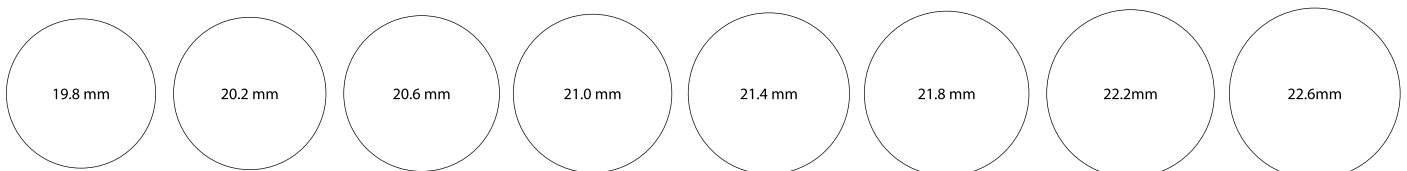
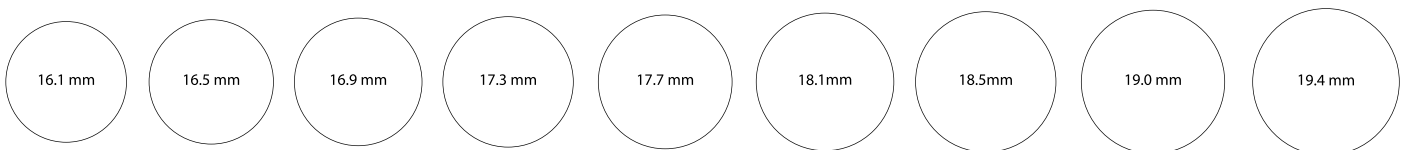
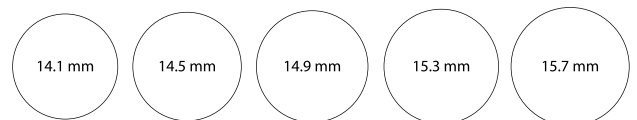
3. Place the existing ring over the circles.

4. You can then measure the inside of the ring against the inside edge of the circle. If you can hardly see the edge of the circle this is the correct size. You should double check by comparing against the circles on either side to be certain.

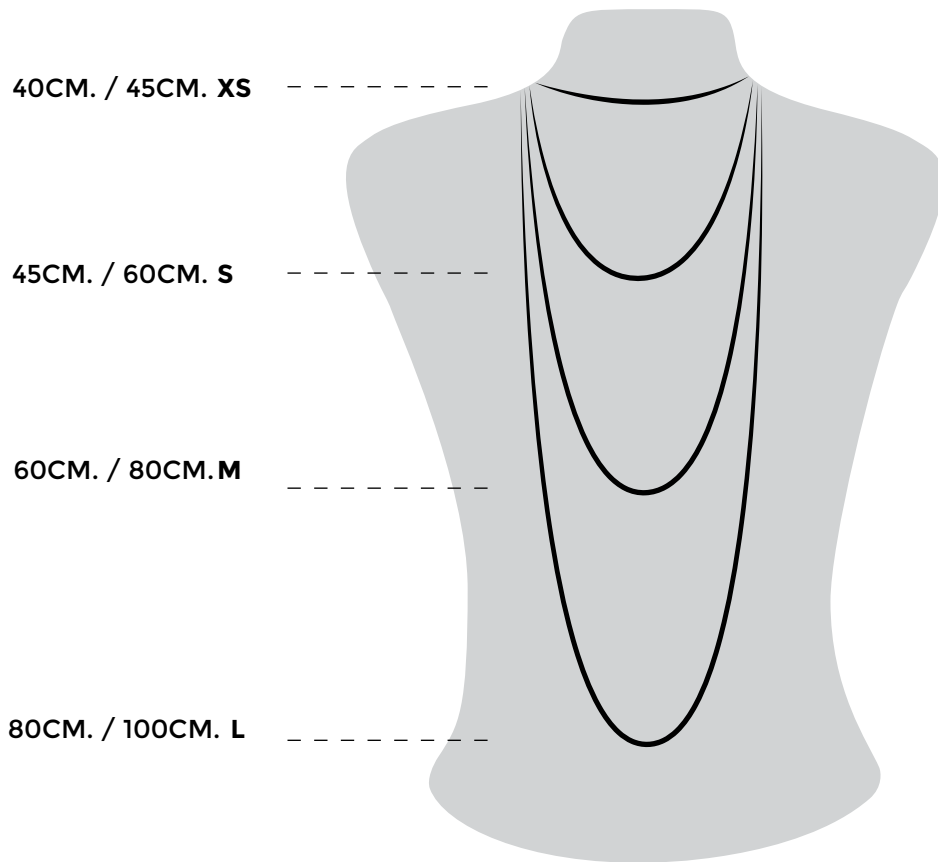
5. Your ring size is the letter shown within the circle.



Measurements match the inside edge of the ring



CHAIN LENGTH GUIDE



BRACELET SIZING GUIDE

BRACELETS	
SIZES	CM
S	14 - 16 cm
M	16 - 18 cm
L	18 - 20 cm

